



Videochat

Contents

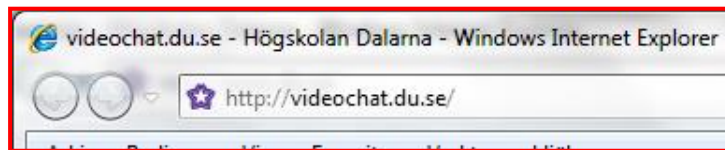
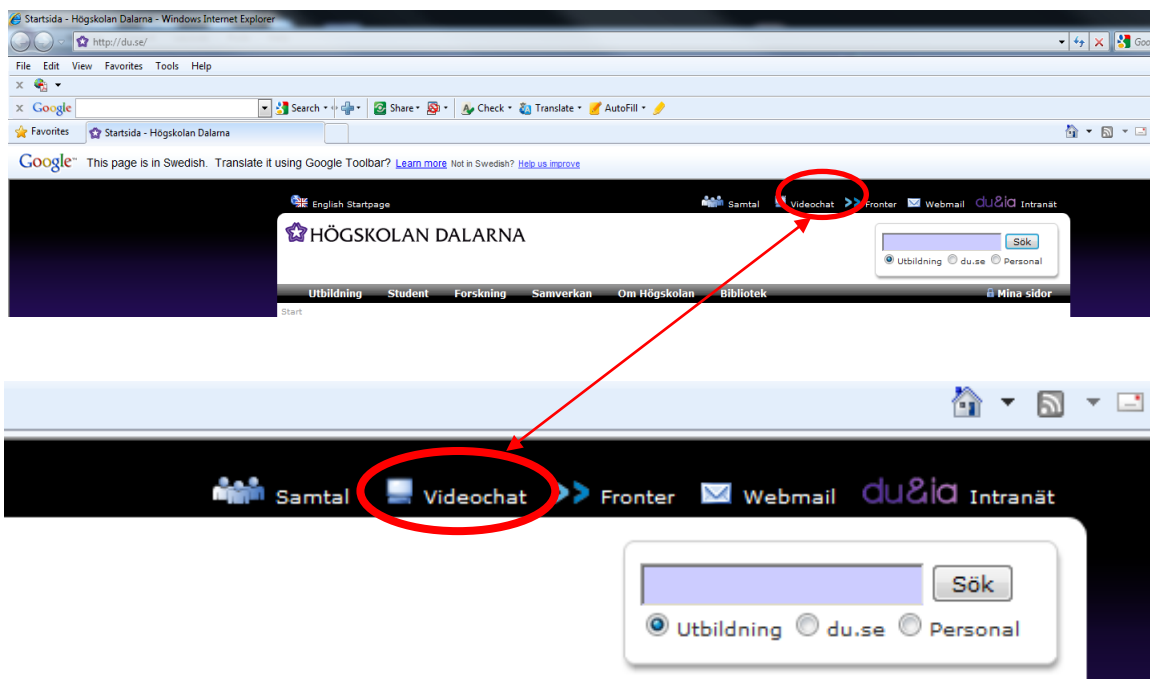
How do I find the videochat?	3
How do I get to the lecture I want?.....	4
How do I log in to the videochat and why do I have to do it?.....	5
Where is the teacher?	7
Can I ask questions or write comments to the teacher or the other attendees during the lecture?...	8
How will the recipients see my message?.....	10
Can I see who are watching the lecture?	11
If I have a problem with the connection, what do I do?	12
NGL Centre	13



How do I find the videochat?



To get to a live lecture using our videochat, click on the link **"Videochat"** at the top right at www.du.se or write videochat.du.se in the adress bar in your web browser.



You might be prompted do download a new version of Flash Player if your version is too old. You will also get a link to Adobe's download page. The link is:

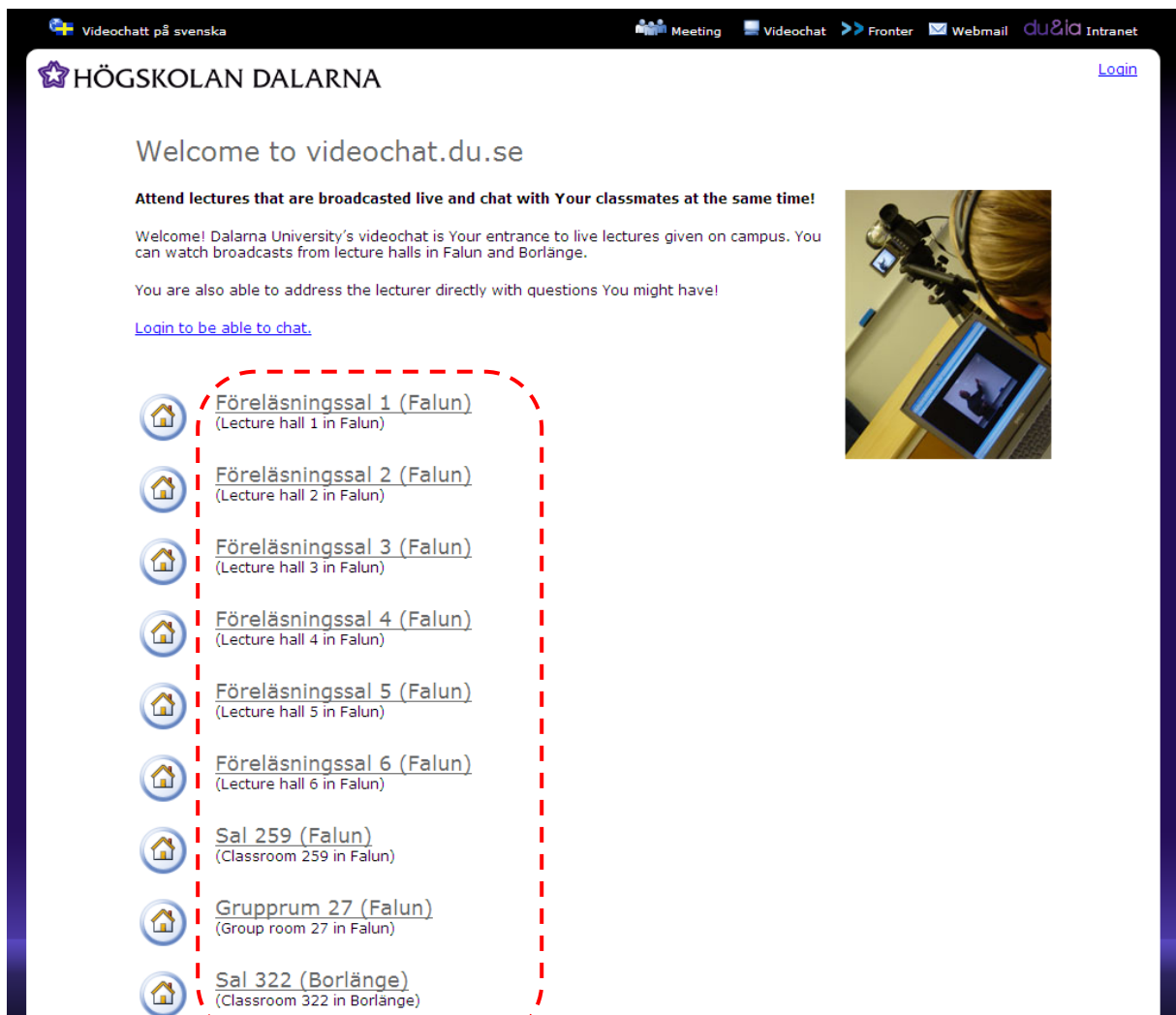
<http://get.adobe.com/flashplayer>



How do I get to the lecture I want?



Choose the lecture hall by clicking on its link in the list.



The screenshot shows the homepage of the Dalarna University videochat platform. At the top, there is a navigation bar with icons for 'Meeting', 'Videochat', 'Frönter', 'Webmail', and 'du&ia Intranet'. The main header features the Dalarna University logo and the text 'HÖGSKOLAN DALARNA' with a 'Login' link. Below the header, a welcome message reads 'Welcome to videochat.du.se' and 'Attend lectures that are broadcasted live and chat with Your classmates at the same time!'. It explains that users can watch broadcasts from lecture halls in Falun and Borlänge and address lecturers directly. A 'Login to be able to chat.' link is provided. On the right, there is a small image of a person using a laptop. The main content area contains a list of lecture halls and classrooms, each with a house icon and a link. The list is enclosed in a red dashed border:

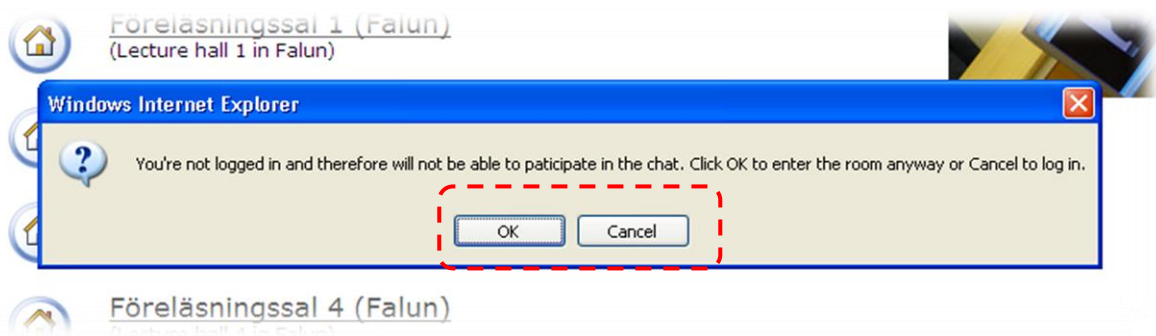
- [Föreläsningssal 1 \(Falun\)](#)
(Lecture hall 1 in Falun)
- [Föreläsningssal 2 \(Falun\)](#)
(Lecture hall 2 in Falun)
- [Föreläsningssal 3 \(Falun\)](#)
(Lecture hall 3 in Falun)
- [Föreläsningssal 4 \(Falun\)](#)
(Lecture hall 4 in Falun)
- [Föreläsningssal 5 \(Falun\)](#)
(Lecture hall 5 in Falun)
- [Föreläsningssal 6 \(Falun\)](#)
(Lecture hall 6 in Falun)
- [Sal 259 \(Falun\)](#)
(Classroom 259 in Falun)
- [Grupprum 27 \(Falun\)](#)
(Group room 27 in Falun)
- [Sal 322 \(Borlänge\)](#)
(Classroom 322 in Borlänge)



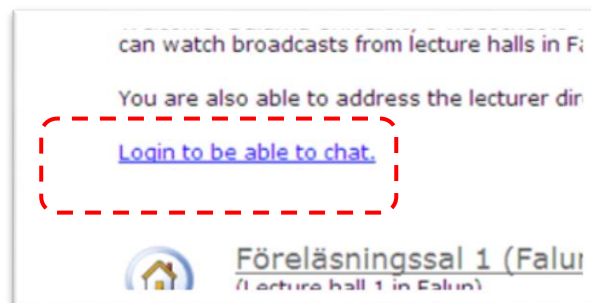
How do I log in to the videochat and why do I have to do it?



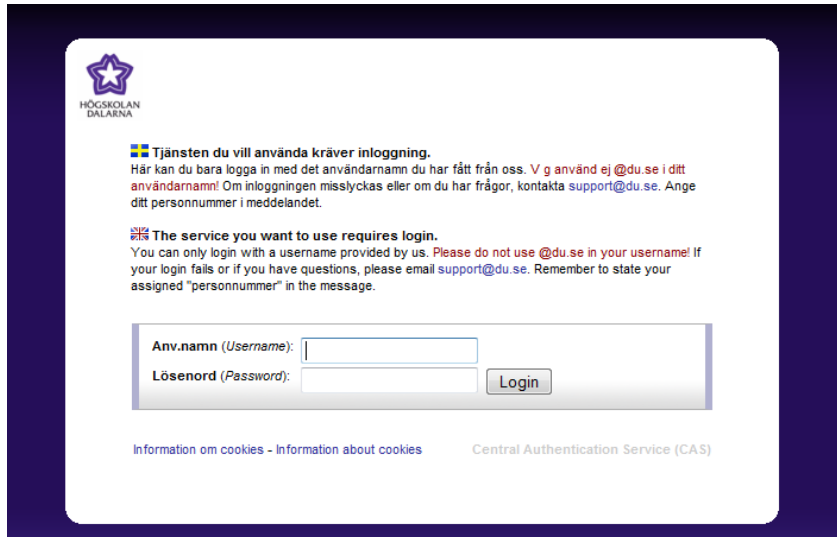
To log in to the videochat you can either simple click on the lecture hall you want to attend and then **“Cancel”** to log in. If you choose not to log in, simple click **“OK”**. Then you will not be able to chat (send messages) to the teacher nor the other students.




You can also click on **“Login to be able to chat”** above the list of the lecture halls.



When you choose to login, you need to enter your username and password here at Dalarna University and then click **“Login”**.



The screenshot shows a login page for Dalarna University. At the top left is the university's logo. Below it, there are two paragraphs of text in Swedish and English explaining the login requirements. The Swedish text states that the service requires login and that users should use the provided username, not their email address. The English text provides the same information. Below the text are two input fields: 'Anv.namn (Username):' and 'Lösenord (Password):'. A 'Login' button is positioned to the right of the password field. At the bottom of the page, there are two links: 'Information om cookies - Information about cookies' and 'Central Authentication Service (CAS)'.


HÖGSKOLAN
DALARNA

Tjänsten du vill använda kräver inloggning.
Här kan du bara logga in med det användarnamn du har fått från oss. **V g använd ej @du.se i ditt användarnamn!** Om inloggningen misslyckas eller om du har frågor, kontakta support@du.se. Ange ditt personnummer i meddelandet.

The service you want to use requires login.
You can only login with a username provided by us. **Please do not use @du.se in your username!** If your login fails or if you have questions, please email support@du.se. Remember to state your assigned "personnummer" in the message.

Anv.namn (Username):

Lösenord (Password):

[Information om cookies - Information about cookies](#) [Central Authentication Service \(CAS\)](#)



Where is the teacher?



To the right you will see the teacher or the material the teacher wants to show, for example a PowerPoint-presentation, a document or similar. You can choose the quality by clicking on **”Låg Kvalitet”** (English: “Low quality”) or **”Hög kvalitet”** (English: “High quality”) below the video. If you click on **”Fullskärm”** (“English: Full screen”) you will get the video in full screen.

Föreläsningssal 4


(14:22) Connecting to the videochat...
(14:22) Connected to the videochat
(14:22) A teacher is now available to receive questions

+0 guests

Say

To: Only audience

Send





Can I ask questions or write comments to the teacher or the other attendees during the lecture?



Yes, if the teacher is logged in you can write a questions/messages/comments in the box below **“Say”**. Then click under **“To”** too choose the recipient; **“Only audience”**, **“Only teacher”** or **“Teacher and audience”**.

Föreläsningssal 4 1.0009


(14:30) Connecting to the videochat...
(14:30) Connected to the videochat
(14:30) A teacher is now available to receive questions

Daniel Olsson

+0 guests

Say
Why is the sun yellow and not red?

To
Only audience
Only audience
Only teacher
Teacher and audience



LAG KVALITET HÖG KVALITET FULLSKÄRM

To
Only audience
Only audience
Only teacher
Teacher and audience

If no teacher is present you will get this message if you try to send a message to the teacher.


No teacher in the classroom

There is no teacher in the classroom to answer your questions. A message will be prompted in the videochat when a teacher is available

Close

If you are in the videochat as a guest (not logged in), you will not have the possible to write anything in the chat but you can watch the chat, see who is logged in and watch the lecture.

If you want to login, you can click on ***“Please login to chat”*** at the bottom left.





Can I see who are watching the lecture?




You can see the names of those who have logged in to watch the lecture. You can also see the number of guests. It can also be attendees in the room. You will not see those.

Föreläsningssal 2

(15:14) Connecting to the videochat...
(15:14) Connected to the videochat

Daniel Olsson

+1 guests



Please login to chat.

LÅG KVALITET HÖG KVALITET FULLSKÄRM


You can choose to minimize this area (attendee list) to the chat window by clicking on the triangle/arrow between these areas.

Föreläsningssal 2

(15:14) Connecting to the videochat...
(15:14) Connected to the videochat

Daniel Olsson

+1 guests



Please login to chat.

LÅG KVALITET HÖG KVALITET FULLSKÄRM



If I have a problem with the connection, what do I do?



If you get a problem with the connection, it is usually the firewall. You can fix this by opening port 1935 primary and port 80 secondary. They need to be open to the IP-address 130.243.57.250.

Anyone can not open these so you might need to contact your IT department.

NGL Centre

This manual was created by NGL Centre. If you find content that's inaccurate, please let us know by e-mail support@du.se.

Manuals for students: <http://du.se/manualer>

Do you want to know more about NGL Centre? Please visit: www.du.se/nglc