



The soundrecorder in Fronter

This document describes how you can record sounds with the soundrecorder in Fronter.

Contents

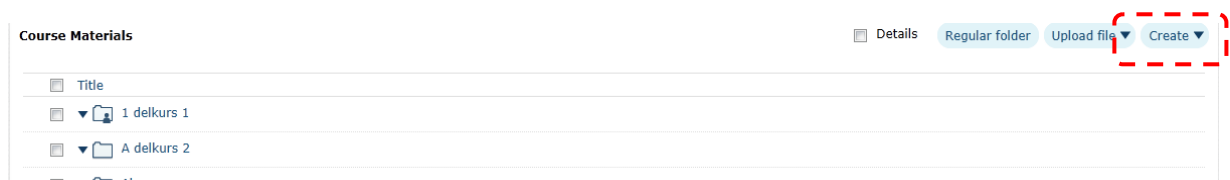
How can I record sounds with the soundrecorder in Fronter?	3
NGL Centre	7



How can I record sounds with the soundrecorder in Fronter?



To record a sound in Fronter, go to ***“Course-materials”*** or ***“Hand in”*** and then click on ***“Create”*** in the menu bar.



Course Materials

Details Regular folder Upload file Create

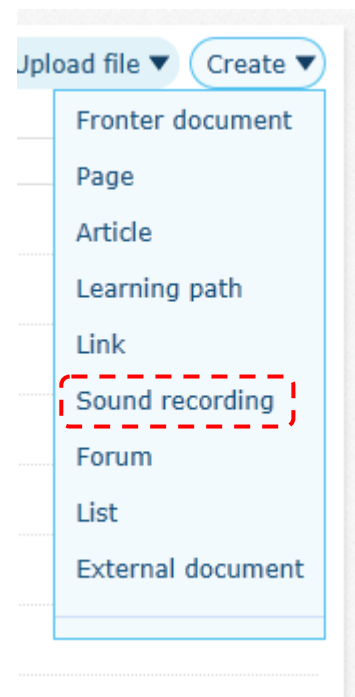
Title

1 delkurs 1

A delkurs 2

Alax nrov

Then you have to chose what to create, click on ***“sound recording”***



Upload file Create

Fronter document

Page

Article

Learning path

Link

Sound recording

Forum

List

External document

Then the following picture will appear on your screen, give the file a name by filling in a title and then click on **"Save"**.

Course Materials - Sound recording

Title:

Description:

▶ Attach to learning goal

Show/Hide details

Open in new window

Save Cancel

You are now ready to do your recording.

Sound recording

Title: Test



Maximum duration: 20 min

Save **Back**



This is the recording button. Click on this button to start your recording.



This is the stop button. Click on this button when you are done with your recording.



With this button you can listen to your recording.

When you want to start a recording, click on the red button. Then, the recording will start and you can see the microphone is picking up sound. The maximum recording time is 20 minutes.

Sound recording

Title: Test



Maximum duration: 20 min

Save

Back

When you are done with your recording, click on the black button and the recording will stop. Click on **"Save"** to save your recording.

Sound recording

Title: Test



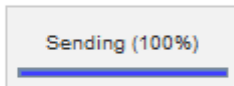
Maximum duration: 20 min

Save

Back

Sound recording

Title: Test



Maximum duration: 20 min



This is what it looks like when Fronter is saving your soundfile.

The file will be saved under **"Course-materials"**. If you want to listen to the recording, just click on the file.

Course Materials Details

- Title
- ▼ A folder for documents
- ▼ Kursinfo (Hidden)
- ▼ old. 20120511
- ▼ Olika mappar
- ▼ PTN
- ▼ req_417951
- ▼ Marias test (Deactivated)
- ▼ Test

[Copy to final assessment](#) [Delete](#) [Copy](#) [Move](#) [Download](#)

NGL Centre

This manual has been developed by the NGL Centre at Dalarna University.

Please email us if you find it to have mistakes: support@du.se.

If you would like to read other such manuals, please go to:

<http://www.du.se/teachermanuals> (teachers)

<http://du.se/manuals> (students)

If you would like to learn more about the NGL Centre, please go to: www.du.se/nglc.