



Sign in to Fronter and find the room

This document contains a guide on how to sign in to Fronter and find your room with information from your teachers, seminar material, etc.



Contents

How do I sign in to Fronter and find the right course room?.....	3
NGL Centre	8



How do I sign in to Fronter and find the right course room?

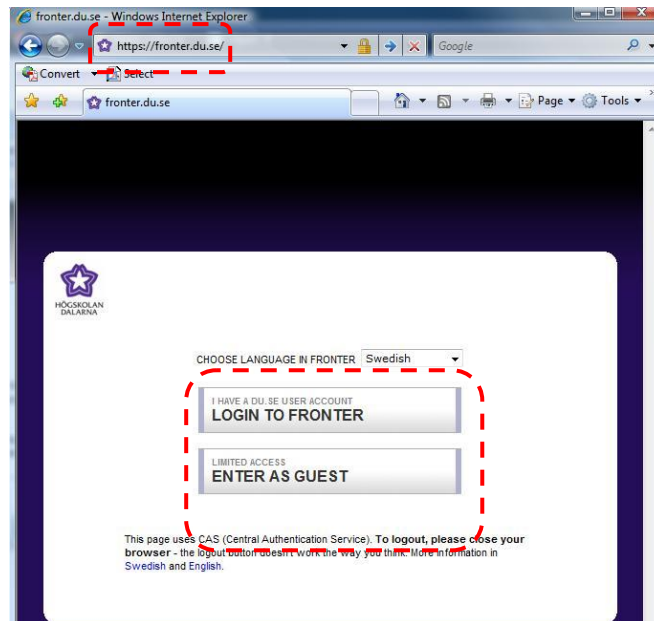


Go to <https://fronter.du.se> or www.du.se to log in to Fronter. Log in by entering your username and password (your username is the same as your email address, but without @du.se. For example, if your email is h07ansve@du.se, your username is h07ansve).

Remember to choose English as Language and then click **“Login”**.

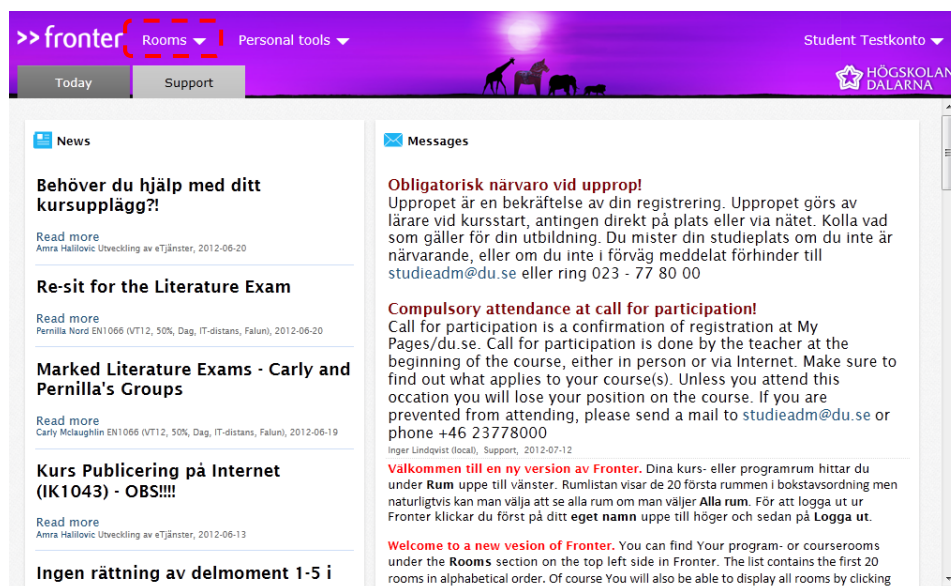
If you do not have a user account or if your course room doesn't appear after logging in, make sure that you are registered. Register at **“My Pages”** on www.du.se (it can take up to 24 hours for a newly created account to become available in Fronter), or contact your course administrator or the course coordinator. You can sign in to Fronter as a guest by clicking **“Login as a guest”** (leave a blank username and password).

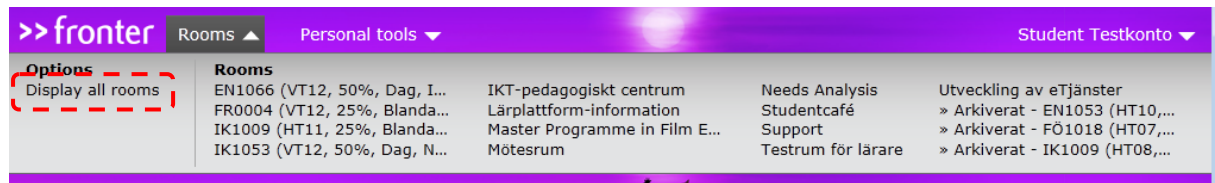




When you have signed in to Fronter, you'll first get to your personal room. This room is called the Today page. Here you will find messages for all courses that you are a participant of. Choose the course room you want to access by clicking on "Rooms". A maximum of 20 rooms are shown. If you want to see all; Click on "All rooms".

When you find your room in the list, click on its name to open it.



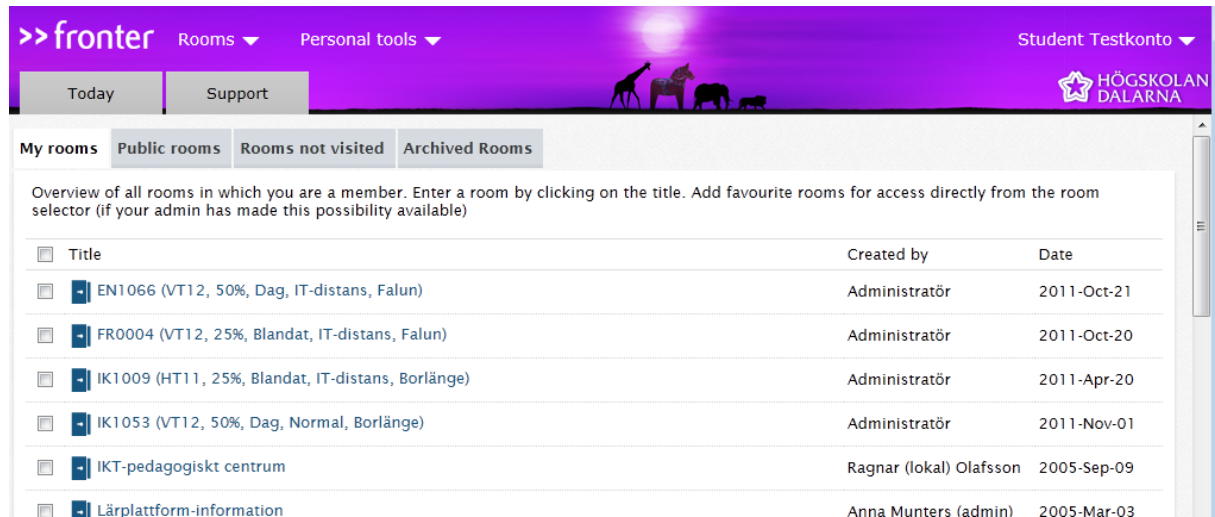


>> fronter Rooms Personal tools Student Testkonto

Options
Display all rooms

Rooms

EN1066 (VT12, 50%, Dag, I...)	IKT-pedagogiskt centrum	Needs Analysis	Utveckling av eTjänster
FR0004 (VT12, 25%, Blanda...	Lärplattform-information	Studentcafé	» Arkiverat - EN1053 (HT10,...
IK1009 (HT11, 25%, Blanda...	Master Programme in Film E...	Support	» Arkiverat - FÖ1018 (HT07,...
IK1053 (VT12, 50%, Dag, N...	Mötesrum	Testrum för lärare	» Arkiverat - IK1009 (HT08,...



>> fronter Rooms Personal tools Student Testkonto

Today Support

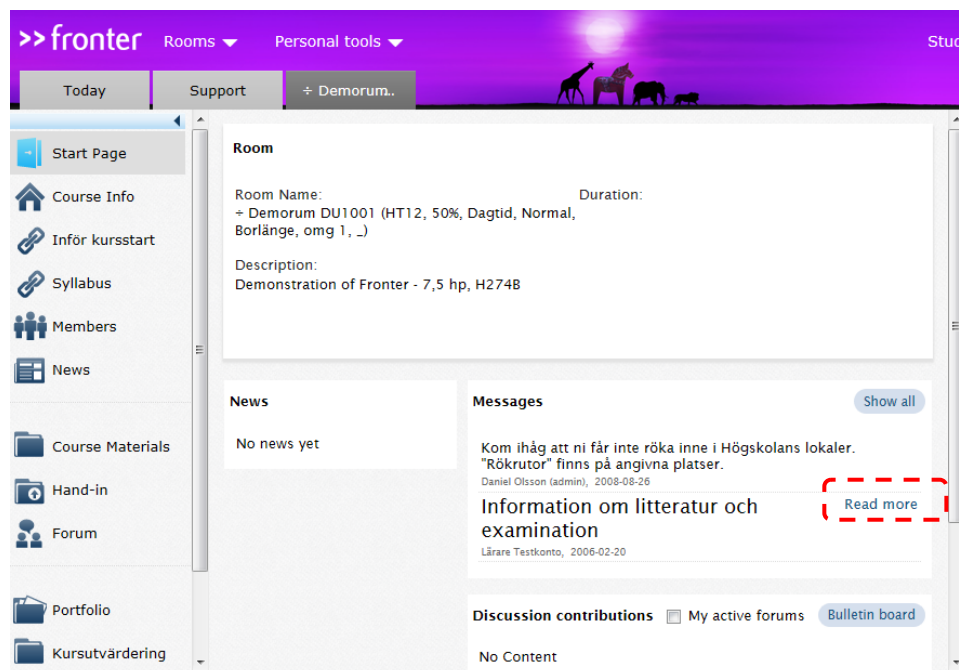
My rooms Public rooms Rooms not visited Archived Rooms

Overview of all rooms in which you are a member. Enter a room by clicking on the title. Add favourite rooms for access directly from the room selector (if your admin has made this possibility available)

Title	Created by	Date
EN1066 (VT12, 50%, Dag, IT-distans, Falun)	Administratör	2011-Oct-21
FR0004 (VT12, 25%, Blandat, IT-distans, Falun)	Administratör	2011-Oct-20
IK1009 (HT11, 25%, Blandat, IT-distans, Borlänge)	Administratör	2011-Apr-20
IK1053 (VT12, 50%, Dag, Normal, Borlänge)	Administratör	2011-Nov-01
IKT-pedagogiskt centrum	Ragnar (lokal) Olafsson	2005-Sep-09
Lärplattform-information	Anna Munters (admin)	2005-Mar-03

After you have opened the Fronter room for your course, the room appears.

Here, as an example, you will see **“News”** and **“Messages”** for the course, note that only the headlines are showed in the news column. You need to click **“Read More”** to see the whole news item.



>> fronter Rooms Personal tools Student Testkonto

Today Support + Demorum..

Start Page
Course Info
Inför kursstart
Syllabus
Members
News
Course Materials
Hand-in
Forum
Portfolio
Kursutvärdering

Room

Room Name: + Demorum DU1001 (HT12, 50%, Dagtid, Normal, Borlänge, omg 1, ...)
Duration:

Description:
Demonstration of Fronter - 7,5 hp, H274B

News
No news yet

Messages Show all

Kom ihåg att ni får inte röka inne i Högskolans lokaler.
"Rökrukor" finns på angivna platser.
Daniel Olsson (admin), 2008-08-26

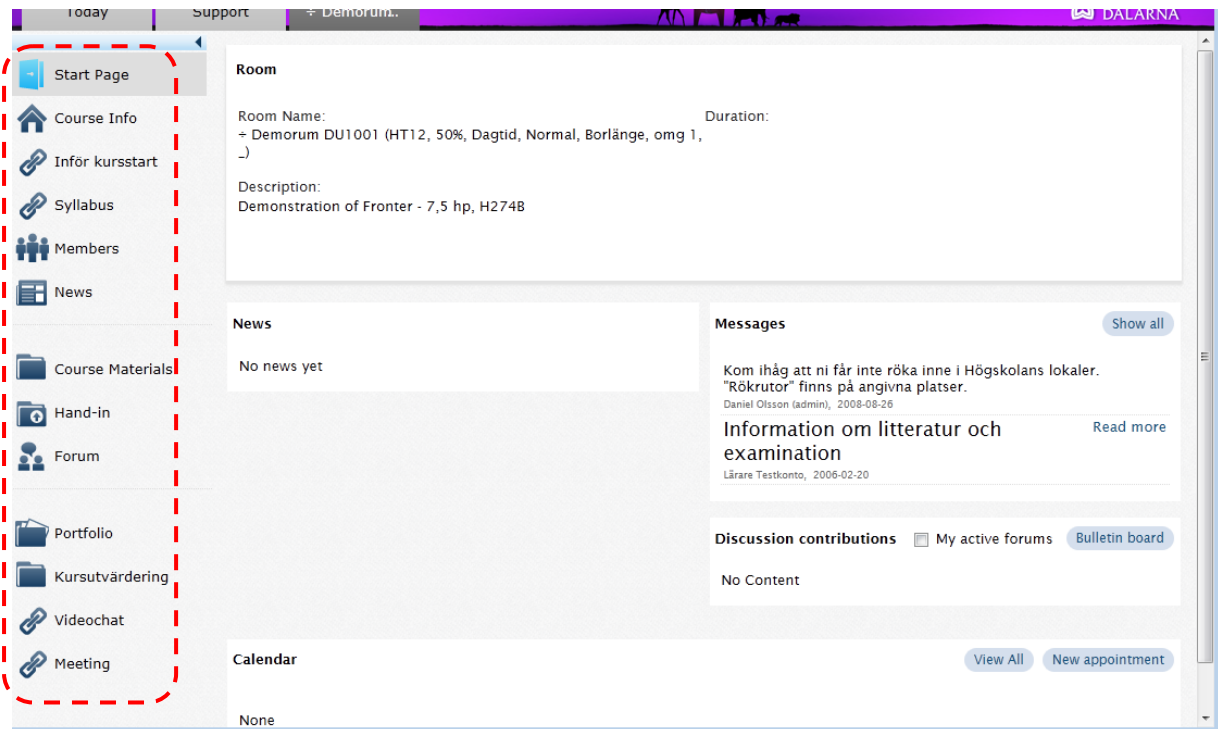
Information om litteratur och examination Read more

Lärare Testkonto, 2006-02-20

Discussion contributions My active forums Bulletin board

No Content

In the left menu bar you will find many important links.



The screenshot shows a course page interface. On the left, a vertical menu bar contains several links: Start Page, Course Info, Inför kursstart, Syllabus, Members, News, Course Materials, Hand-in, Forum, Portfolio, Kursutvärdering, Videochat, and Meeting. The 'Start Page' link is highlighted with a red dashed box. The main content area displays course details for 'Demorum DU1001 (HT12, 50%, Dagtid, Normal, Borlänge, omg 1, ..)'. It includes fields for Room Name, Duration, and Description. Below this, there are sections for News (No news yet), Messages (with a 'Show all' button), Information om litteratur och examination (with a 'Read more' button), Discussion contributions (with a 'Bulletin board' button), and a Calendar (with 'View All' and 'New appointment' buttons).

“Start Page” leads you to the start page of the course

“Course Info” gives you more information about the course

“Inför kursstart” you will find useful information regarding your application to study at Dalarna University

“Syllabus” is a link to the syllabus for the course

“Members” shows all members registered to the specific course

“News” shows news that the teacher wants you to read

“Course Materials” is where you find for example schedule, seminar materials and recorded lessons

“Hand-in” is where you hand-in your assignments

“Forum” is where you can ask your teacher or the other members question about the course

“Portfolio” is where you will find results and statistics on your hand-ins

“Kursvärdering” click on the link and log in by entering your username and password to do a course evaluation

“Videochat” is where you can watch lectures in “real-time”

“Samtal” is the web conference system of Dalarna University

NGL Centre

This manual was created by NGL Centre. If you find content that's inaccurate, please let us know by e-mail: support@du.se

More manuals, please visit:

Manuals for teachers: <http://du.se/teachermanuals>

Manuals for students: <http://du.se/manuals>

Do you want to know more about NGL Centre? Please visit: www.du.se/nglc